



**Erikon**

*Quality Always Leads*



**CATALOGUE 2024**



**E85 4K WEB**

- 3840 X 2160 pixels
- WebOS with LG Magic Remote
- Voltage Fluctuation Protector (VFP)
- 216cm 4K UHD Smart LED TV
- FrameLess Display
- ThinQ AI
- 55W\*2 Sound Output
- HD Sound with DOLBY ATMOS



**E95 4K WEB**

- 3GB RAM & 32GB ROM
- Miracast
- Dual Band WiFi 2.4 5GHz
- TruMotion
- Dolby Audio
- Alexa-in-built
- 2 Way Bluetooth 5.0







powered by 














एरीकॉन घर लाए  
खुशियां मनाएं

**1 YEAR WARRANTY**





**E65 4K WEB**

- 3840 X 2160 pixels
- WebOS with LG Magic Remote
- Voltage Fluctuation Protector (VFP)
- 165cm / 191 cm 4K UHD Smart LED TV
- FrameLess Display
- ThinQ AI
- 55W\*2 Sound Output
- HD Sound with DOLBY ATMOS



**E75 4K WEB**

- 2 GB RAM & 16 GB RO
- Miracast
- Dual Band WiFi 2.4 5GHz
- TruMotion
- Dolby Audio
- Alexa-in-built
- 2 Way Bluetooth 5.0
- 3 HDMI & 3 USB Ports

powered by

एरीकोन घर लाए  
खुशियां मनाएं



**Erikon**  
Quality Always Leads



**E65 4K WEB**

- 3840 X 2160 pixels
- WebOS with LG Magic Remote
- Voltage Fluctuation Protector (VFP)
- 165cm / 191 cm 4K UHD Smart LED TV
- FrameLess Display
- ThinQ AI
- 55W\*2 Sound Output
- HD Sound with DOLBY ATMOS



**E75 4K WEB**

- 2 GB RAM & 16 GB RO
- Miracast
- Dual Band WiFi 2.4 5GHz
- TruMotion
- Dolby Audio
- Alexa-in-built
- 2 Way Bluetooth 5.0
- 3 HDMI & 3 USB Ports







powered by 














एरीकोन घर लाए  
खुशियां मनाएं



**Erikon**  
Quality Always Leads





**E50 4K WEB**

- 3840 X 2160 pixels
- WebOS with LG Magic Remote
- Voltage Fluctuation Protector (VFP)
- 124cm / 140 cm 4K UHD Smart LED TV
- FrameLess Display
- ThinQ AI
- 30W\*2 Sound Output
- HD Sound with DOLBY ATMOS



**E55 4K WEB**

- 2 GB RAM & 16 GB RO
- Miracast
- Dual Band WiFi 2.4 5GHz
- TruMotion
- Dolby Audio
- Alexa-in-built
- 2 Way Bluetooth 5.0
- 3 HDMI & 3 USB Ports







powered by 















  
 एरीकोन घर लाए  
 खुशियां मनाएं

**Erikon**  
Quality Always Leads



**E43 4K WEBOS**

- 3840 X 2160 pixels
- WebOS with LG Magic Remote
- Voltage Fluctuation Protector (VFP)
- 216cm / 80 cm 4K UHD Smart LED TV
- FrameLess Display
- ThinQ AI
- 24/55W\*2 Sound Output
- HD Sound with DOLBY ATMOS



**E32 2K WEBOS**

- 2 GB RAM & 16 GB RO
- Miracast
- Dual Band WiFi 2.4 5GHz
- TruMotion
- Alexa-in-built
- Voice Command Remote / Bluetooth
- 2 HDMI & 2 USB Ports



एरीकॉन घर लाए  
खुशियां मनाएं






**E65QLED 4K QS**

- Original 4K OLED 3840 x 2160 Pixels
- Imported Silver OLED Mainboard
- LG IPS Panel OLED Tech (36000 Mono LED)
- Metallic Silver Frameless Body

## QUANTA SERIES



**E65QLED 4K**

- Whale OS Android 11.0 | 60W\*2 Sound Output
- HD Sound with DOLBY ATMOS
- 2GB RAM & 32GB ROM
- 3 HDMI & 3 USB Ports

## QLED TV

एरीकोन घर लाए  
खुशियां मनाएं



**Erikon**  
Quality Always Leads



**E50 4K SS QLED QS**

- 3840 X 2160 pixels
- CVTE SK700 Mainboard
- BOE IPS Panel
- FrameLess Display
- ThinQ AI
- 30W\*2 Sound Output
- HD Sound with DOLBY ATMOS

**QUANTA SERIES**























**E50WEBOS 4K**

- 2 GB RAM & 16 GB RO
- Miracast
- Dual Band WiFi 2.4 5GHz
- TruMotion
- Alexa-in-built
- Voice Command Remote / Bluetooth
- 2 HDMI & 2 USB Ports

**WEBOS SERIES**

एरीकोन घर लाए  
 खुशियां मनाएं









**E55 S 4K QS**

- 3840 X 2160 pixels
- CVTE SK700 Mainboard
- BOE IPS Panel
- FrameLess Display
- ThinQ AI
- 40W\*2 Sound Output
- HD Sound with DOLBY ATMOS

### QUANTA SERIES



**E55QLED 4K**

- 2 GB RAM & 16 GB RO
- Miracast
- Dual Band WiFi 2.4 5GHz
- TruMotion
- Alexa-in-built
- Voice Command Remote / Bluetooth
- 2 HDMI & 2 USB Ports

### QLED SERIES





**E50 S 4K QS**

- 3840 X 2160 pixels
- CVTE SK700 Mainboard
- BOE IPS Panel
- FrameLess Display
- ThinQ AI
- 30W\*2 Sound Output
- HD Sound with DOLBY ATMOS

**QUANTA SERIES**
























**E50QLED 4K**

- 2 GB RAM & 16 GB RO
- Miracast
- Dual Band WiFi 2.4 5GHz
- TruMotion
- Alexa-in-built
- Voice Command Remote / Bluetooth
- 2 HDMI & 2 USB Ports

**QLED SERIES**

एरीकोन घर लाए  
 खुशियां मनाएं







### E40S FL QS

- Smart TV 1366 x 768 Pixels (FHD Supported)
- SK518 CVTE/Videoscape 368 Sol" PANDA Panel
- Certified Android 9.0 Cloud/ VS Launcher
- Sound Output 15W\*2 Soundbar (2200 Pmpo)
- HD Sound with DOLBY
- 1GB RAM & 8GB ROM (512MB RAM & 4GB ROM / Optional in VS Board)



### E43S FL 2K CT

- Cloud TV
- Built-in-Apps
- Full HD Resolution 1080p
- Screen Share
- Internet Enabled
- Frame Less Display
- HDMI X 2, USB X 2
- Image Enhancer
- WIFI + LAN Connectivity
- Voice Command Remote (optional)
- 22W\*2 Soundbar
- HD Sound with DOLBY ATMOS
- 1 GB RAM & 8GB ROM / (2 GB RAM & 8GB ROM OPTIONAL)

### QUANTA SERIES



### CLOUD TV

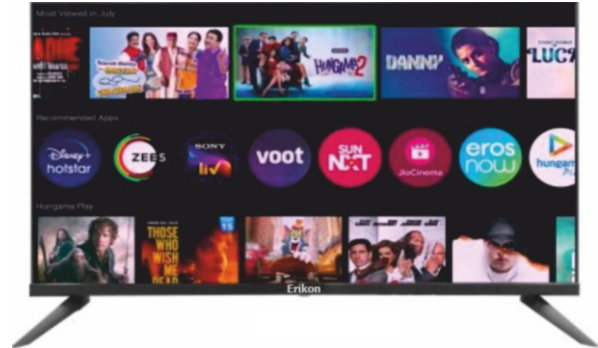
एरीकोन घर लाए  
खुशियां मनाएं





### E32S FL QS

- AV I/O-1/1
- Image Enhancer
- HDMI X 2, USB X 2
- Frame Less Display
- HD resolution 768p
- Clear Audio+
- Earphone Jack
- WIFI + LAN Connectivity
- Internet Enabled
- Voltage Fluctuation Protector (VFP)
- Sound Output-12W\*2
- Soundtube (2000 Pmpo)
- HD Sound with DOLBY
- 1GB RAM & 8GB ROM I (512MB RAM & 4GB ROM)



### E32S FL CT

- AV I/O-1/1
- Clear Audio+
- Image Enhancer
- Earphone Jack
- HDMI X 2, USB X 2
- WIFI + LAN Connectivity
- Frame Less Display
- Internet Enabled
- HD resolution 768p
- Cloud TV
- Voltage Fluctuation Protector (VFP)
- Voice Command Remote / Bluetooth / Airfly Mouse
- Super Multi-Format PLAY
- Sound Output-12W\*2
- Soundtube (2000 Pmpo)
- HD Sound with DOLBY
- 1GB RAM & 8GB ROM

### QUANTA SERIES



### CLOUD TV





The logo features a red curved line above the brand name.

**Erikon**

*Quality Always Leads*





WASHERE70 R



INNOWASH65 R



INNOWASH70R



**PARAMETERS**

Function Type  
Wash Capacity  
Wash Cycle Duration  
Spin cycle duration  
Rated power  
Pulsator  
Power supply  
Control Pannel  
Knob  
Type  
LID Type

**WASHERE70 R**

SemimAutomatic top Load  
7.0 Kq  
15 Minute.  
5. Minute  
Wash400w Spin 160V  
Dual Standing Pulsator  
230V/50Hz AC  
Open  
Standard  
Twin Tub  
Transprent

**INNOWASH65 R**

Semim Automatic top Load  
6.5Kg  
15 Minute  
5 Minute  
Wash 400W/Spin 160V  
Dual Standing pulsator  
230V/50Hz AC  
Open  
Standard  
Twin Tub  
Transprent

**INNOWASH70R**

SemimAutomatic top Load  
7.0Kg  
15 Minute  
5 Minute  
Wash 520W/Spin 160V  
Dual Standing pulsator  
230V/50Hz AC  
Open  
Standard  
Twin Tub  
Transprent

COLOR AS PER AVAILABTY  
COLOR CAN BE DIFFERENT





INNOWASH70 FG



INNOWSH70TFN



INNOWASH80 COVERED TFN



**PARAMETERS**

Function Type  
Wash Capacity  
Wash Cycle Duration  
Spin cycle duration  
Rated power  
Pulsator  
Power supply  
Control Pannel  
Knob  
Type  
LID Type

**INNOWASH70 FG**

SemimAutomatic top Load  
7.0 Kg  
15 Minute  
5 Minute  
Wash400w Spin 160V  
Dual Standing Pulsator  
230V/50Hz AC  
Covered  
Standard  
TFN Glass  
Twin Tub

**INNOWSH70TFN**

SemimAutomatic top Load  
7.0 Kg  
15 Minute  
5 Minute  
Wash 400W/Spin 160V  
Dual Standing pulsator  
230V/50Hz AC  
Covered  
Standard  
Twin Tub  
Full Glass

**INNOWASH80 COVERED TFN**

SemimAutomatic top Load  
8.0 Kg  
35 Minute  
5-10 Minute  
Wash 520W/Spin 160V  
Dual Standing pulsator  
230V/50Hz AC  
Covered  
Standard  
Twin Tub  
TFN Glass

COLOR AS PER AVAILABILITY  
COLOR CAN BE DIFFERENT





INNOWASH85 TFN



INNOWASH85 TFN OL



INNOWASH85 TFN OL



### PARAMETERS

Function Type  
Wash Capacity  
Wash Cycle Duration  
Spin cycle duration  
Rated power  
Pulsator  
Power supply  
Control Pannel  
Knob  
Type  
LID

### INNOWASH85 TFN

SemimAutomatic top Load  
8.5Kg  
35 Minute  
5-10 Minute  
Wash 520W/Spin 160V  
Dual Standing pulsator  
230V/50Hz AC  
Standard  
Twin Tub  
Special  
TFN Glass

### INNOWASH85 TFN OL

SemimAutomatic top Load  
8.5Kg  
35 Minute  
5-10 Minute  
Wash 520W/Spin 160V  
Dual Standing pulsator  
230V/50Hz AC  
Covered  
Standard  
Twin Tub  
TFN Glass

### INNOWASH85 TFN OL

SemimAutomatic top Load  
12Kg  
35 Minute  
5-10 Minute  
Wash 650W/Spin 160V  
Dual Standing pulsator  
230V/50Hz AC  
Covered  
Standard  
Twin Tub  
TFN Glass

COLOR AS PER AVAILABTY  
COLOR CAN BE DIFFERENT

**Erikon**  
Quality Always Leads





E85M08 PRO



E-85M06 PRO



E-12M01



**PARAMETERS**

Function Type  
 Wash Capacity  
 Wash Cycle Duration  
 Spin cycle duration  
 Rated power  
 Pulsator  
 Power supply  
 Control Pannel  
 Knob  
 Type  
 LID  
 Wash programe

**E85M08 PRO**

SemimAutomatic top Load  
 8.5Kg  
 35 Minute  
 5-10 Minute  
 Wash 520W/Spin 160V  
 Dual Standing pulsator  
 230V/50Hz AC  
 Open  
 Standard  
 Twin Tub  
 Special TFN Glass

**E-85M06 PRO**

SemimAutomatic top Load  
 8.5Kg  
 35 Minute  
 5-10 Minute  
 Wash 520W/Spin 160V  
 Dual Standing pulsator  
 230V/50Hz AC  
 Covered  
 Standard  
 Twin Tub  
 TFN Glass

**E-12M01**

SemimAutomatic top Load  
 12Kg  
 35 Minute  
 5-10 Minute  
 Wash 650W/Spin 160V  
 Dual Standing pulsator  
 230V/50Hz AC  
 Open  
 Standard  
 Twin Tub  
 Special TFN Glass

COLOR AS PER AVAILABILTY  
 COLOR CAN BE DIFFERENT





E-70M03 PRO



E-80M07 PRO



E-14M01 PRO



### PARAMETERS

Function Type  
Wash Capacity  
Wash Cycle Duration  
Spin cycle duration  
Rated power  
Pulsator  
Power supply  
Control Pannel  
Knob  
Type  
LID  
Wash programe

### E-70M03 PRO

SemimAutomatic top Load  
7 Kg  
35 Minute  
5-10 Minute  
Wash 520W/Spin 160V  
Dual Standing pulsator  
230V/50Hz AC  
Covered  
Standard  
Twin Tub  
Special TFN Glass

### E-80M07 PRO

SemimAutomatic top Load  
8 Kg  
35 Minute  
5-10 Minute  
Wash 520W/Spin 160V  
Dual Standing pulsator  
230V/50Hz AC  
Covered  
Standard  
Twin Tub  
TFN Glass

### E-14M01 PRO

SemimAutomatic top Load  
14Kg  
55 Minute  
5-10 Minute  
Wash 650W/Spin 160V  
Dual Standing pulsator  
230V/50Hz AC  
Open  
Standard  
Twin Tub  
Special TFN Glass

COLOR AS PER AVAILABTY  
COLOR CAN BE DIFFERENT

**Erikon**  
Quality Always Leads



3 STAR



ERINV1001T3S



ERINV150015T3S



ERINV200020T3S



ERNINV1001T3S



ERNINV150015T3S



ERNINV200020T3S



एरीकोन घर लाए  
खुशियां मनाएं

Erikon



5 STAR



ERINVAC1001T5S



ERINVAC150015T5S



ERINVAC200020T5S



ERNINVAC1001T5S



ERNINVAC150015T5S



ERNINVAC200020T5S



एरीकोन घर लाए  
खुशियां मनाएं

Erikon

		1 Ton Fixed Speed 2 star	1.0 T Fixed Speed 3 Star	1.0 Ton Inverter 3 star	1.5 T Fixed Speed 1 Star	1.5 Ton Fixed Speed 2 Star	1.5 Ton inverter 3 Star	1.5T Inverter 4 star	1.0 Ton Inverter 3 star(Heat & Cool)	1.5 Ton inverter 3 Star(Heat & Cool)
<b>MODEL</b>		ESAC123001TFM	ESAC12315RTFM	ESACP12310RTVM	ESAC18314RTFM	ESAC183001TF	ESACP18310RTVM	ESAC185201TVM	ESACP12310RTVM	ESAC18310RTVM
<b>Series Model nos.</b>										
BEE Star Rating		2	3	3	1	2	3	4	3	3
Power Supply	V/Hz/Ph	230 / 50 / 1	230 / 50 / 1	230 / 50 / 1	230 / 50 / 1	230 / 50 / 1	230 / 50 / 1	230 / 50 / 1	230 / 50 / 1	230 / 50 / 1
Capacity	Tonnage	1	1	1	1.5	1.5	1.5	1.5	1	1.5
Variant		Non-Inverter	Non-Inverter	Inverter	Non-Inverter	Non-Inverter	Inverter	Inverter	Inverter	Inverter
Cooling Capacity( Full Load)	W	3450	3500	3440	5000	5100	5050	5050	3440	5050
Cooling Capacity( Half Load)	W	---	---	1720	---	---	2525	2525	1720	2525
Heating Capacity	W	---	---	---	---	---	---	---	---	---
Power Consumption (Full Load)	W	930	910	990	1492	1440	1640	1375	990	1640
Power Consumption (HalfLoad)	W	---	---	450	---	---	600	520	450	600
Current Input (Full Load)	A	4.10	4	4.6	6.5	6.40	7.5	6.1	4.6	7.5
Current Input (Half Load)	A	---	---	3.4	---	---	4.5	3.6	3.4	4.5
ISEER	WW	3.71	3.85	3.91	3.35	3.54	3.91	4.6	3.91	3.91
<b>INDOOR UNIT</b>										
Panel / Strip Colour		off white				off white	off white / chrome			off white / chrome
Airflow Volume	CMH (m <sup>3</sup> /hr)	900	900	675	1000	1000	1075	1040	675	1075
Fan Speed	RPM	1180	1050	1000	1300	1300	1350	1350	1000	1350
Noise Level	dBA	< 47	< 47	< 47	< 47	< 47	< 47	< 47	< 47	< 47
Dimensions (LXHXW)	mm	900*300*240	900*300*240	900*300*240	900*300*240	900*300*240	900*300*240	900*300*240	900*300*240	900*300*240
Net / Gross Weight	kg	10.1/13.2	10.1/13.2	10.1/13.2	10.6/13.3	10.6/13.3	10.6/13.3	10.6/13.3	10.1/13.2	10.6/13.3
<b>OUT DOOR UNIT</b>										
Condenser Type		Copper	Copper	Copper	Copper	Copper	Copper	Copper	Copper	Copper
Compressor		Highly /GMCC	Highly /GMCC	Highly /GMCC	Highly /GMCC	Highly /GMCC	Highly /GMCC	Highly /GMCC	Highly /GMCC	Highly /GMCC
Compressor Type		Rotary	Rotary	Rotary	Rotary	Rotary	Rotary	Rotary	Rotary	Rotary
Airflow Volume	CMH (m <sup>3</sup> /hr)	2100	2100	2100	2100	2100	2100	2100	2100	2100
Noise Level	dBA	< 55	< 55	< 58	< 58	< 58	< 58	< 58	< 58	< 58
Refrigerant Type / Charge	Type / Kg	R-32 /0.790	R-32 /0.770	R-32/0.570	R-32 /0.750	R-32/0.890	R32/0.630	R32/0.880	R-32/0.570	R32/0.630
Dimensions (WXHXD)	mm	835x295x555	835x295x555	835x295x555	835x295x555	835x295x555	835x295x555	835x295x555	835x295x555	835x295x555
Net / Gross Weight	kg	29.3/33.0	29.3/33.0	24.3/28.8	25.8/30.3	36.5/41.5	25.8/30.3	25.8/30.3	24.3/28.8	25.8/30.3
Piping Connection	meter	3	3	3	3	3	3	3	3	3
Approx. Cooling Area	Sq. ft.	120-130	120-130	120-130	150-180	150-180	150-180	150-180	120-130	150-180
<b>FEATURES</b>										
Indoor Unit Display Type		Hidden Display	Hidden Display	Hidden Display	Hidden Display	Hidden Display	Hidden Display	Hidden Display	Hidden Display	Hidden Display
Airflow Control Type		Yes	Yes	Yes	Yes	Yes	Yes	Yes	Yes	Yes
Remote Control		Wireless LED	Wireless LED	Wireless LED	Wireless LED	Wireless LED	Wireless LED	Wireless LED	Wireless LED	Wireless LED
Self Cleaning		Yes	Yes	Yes	Yes	Yes	Yes	Yes	Yes	Yes
Express Cool 52°C		Yes	Yes	Yes	Yes	Yes	Yes	Yes	Yes	Yes
Vitamin C Filter		Yes	Yes	Yes	Yes	Yes	Yes	Yes	Yes	Yes
Silver Ion Filter		Yes	Yes	Yes	Yes	Yes	Yes	Yes	Yes	Yes
Dust Filter		Yes	Yes	Yes	Yes	Yes	Yes	Yes	Yes	Yes
Hot+Cool		Cool Only	Cool Only	Cool Only	Cool Only	Cool Only	Cool Only	Cool Only	Cool Only	Cool Only



एरीकोन घर लाए  
खुशियां मनाएं

**Erikon**

# NOTES



*Quality Always Leads*



## **Erikon Electro Tech**

S-4, GL Bhargva Market, 2nd Floor, Rewari-123401 Haryana India

E-mail: [info@erikonelectrotech.com](mailto:info@erikonelectrotech.com)

Customer Care: +91-7082822696

Website: [www.erikonelectrotech.com](http://www.erikonelectrotech.com)

[www.erikonelectrotech.com](http://www.erikonelectrotech.com)